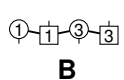
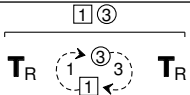
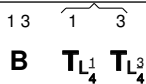


CLUTHA

4x48 R



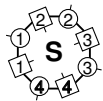
1 3
 $T_{L\frac{1}{2}}$



1 3
RL



ALL
 T_R



ALL
 T_L

ALL
PROM
anticlockwise

$\boxed{2}$ $\textcircled{4}$
R
48 bars

$\boxed{3}$ $\textcircled{1}$
R
48 bars

$\boxed{4}$ $\textcircled{2}$
R
48 bars